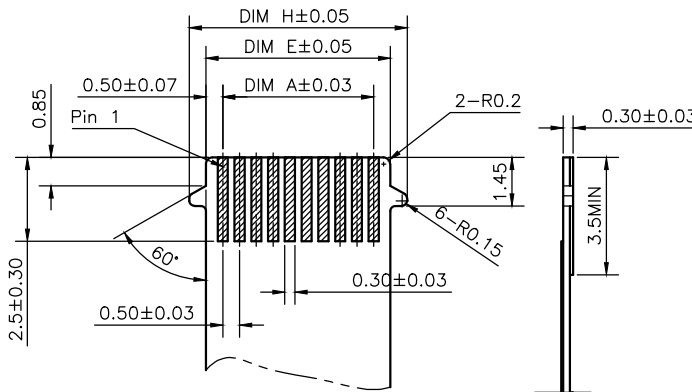


RECOMMENDED PCB LAYOUT  
GENERAL TOLERANCE ±0.05



RECOMMENDED FPC/FFC DIMENSIONS  
GENERAL TOLERANCE ±0.05

NOTES:

1. MATERIAL:
  - 1.1 HOUSING: THERMOPLASTIC, HIGH TEMP., UL94V-0;
  - 1.2 ACTUATOR: THERMOPLASTIC, HIGH TEMP., UL94V-0;
  - 1.3 CONTACT: COPPER ALLOY
  - 1.4 FITTING NAIL: COPPER ALLOY
2. FINISH:
  - 2.1 CONTACT:
    - 50u" MIN. NICKEL UNDERPLATING OVERALL.
    - 1: GOLD FLASH PLATING.
    - A: 3U" MIN.GOLD PLANTING ON CONTACT AREA
    - GOLD FLASH PLANTING ON SOLDER ATILS AREA
    - B: 5U" MIN.GOLD PLANTING ON CONTACT AREA
    - GOLD FLASH PLANTING ON SOLDER ATILS AREA
  - 2.2 FITTING NAIL:
    - 50u" MIN. NICKEL UNDERPLATING OVERALL.
    - 80u" MIN. MATT TIN PLATING (LEAD FREE).
3. REFLOW SOLDER CAPABLE TO 260°C PER ACES SPEC.
4. SPEC. PLS. REFER TO PS-50521-xxxx-xxx
5. PART NUMBER

52509-XXX X X-XXX

NO OF CKT

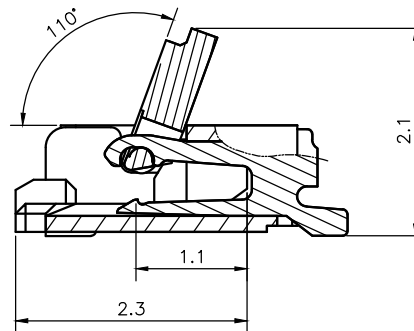
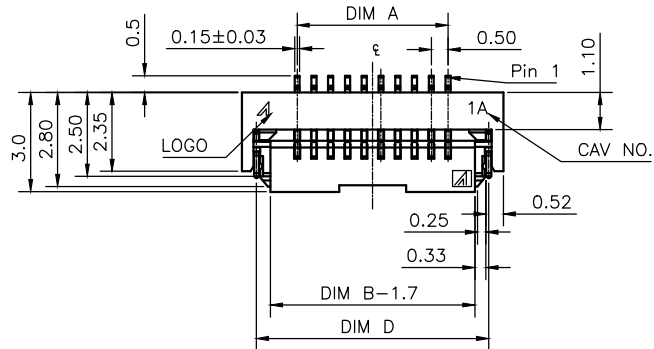
PACKING

0: TAPE & REEL

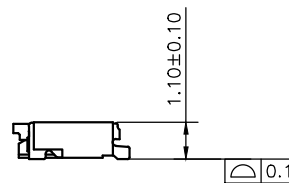
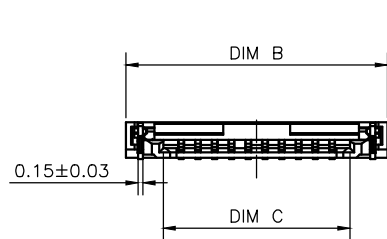
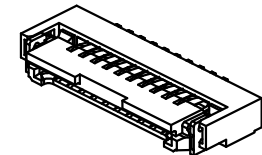
XXX	HOUSING COLOR	ACTUATOR COLOR	PACKING
001	BLACK	NATURAL	51651-XXXXX-05-TRP
002	BLACK	BLACK	51651-XXXXX-05-TRP

PLATING

- 1: GOLD FLASH
- A: 3U" MIN.GOLD PLANTED ON CONTACT AREA
- B: 5U" MIN.GOLD PLANTED ON CONTACT AREA



ACTUATOR OPEN STATE  
(SCALE 15:1)



CKT	DIM A	DIM B	DIM C	DIM D	DIM E	DIM F	DIM G	DIM H
006	2.50	5.80	3.57	4.93	3.50	4.48	5.38	4.50
008	3.50	6.80	4.57	5.93	4.50	5.48	6.38	5.50
010	4.50	7.80	5.57	6.93	5.50	6.48	7.38	6.50

<b>QUALITY SYMBOLS</b> MAJOR Ⓜ CRITICAL Ⓢ <b>GENERAL TOLERANCES (UNLESS SPECIFIED)</b> X. ±0.50 .X ±0.25 .XX ±0.15 .XXX ±0.10 ANGLES ±2°	DRAWN BY YanJinXiu CHECKED BY BRAVE APPROVED BY BRAVE	DATE 22/07/22 DATE 22/07/22 DATE 22/07/22		<b>TITLE</b> FPC/FFC 0.5 PITCH EASY ON TYPE H=1.1mm
	UNITS mm SCALE 5:1			